

CDP SUPPLIER ENGAGEMENT RATING REPORT 2023




Fossil Group, Inc.

Region	North America
Country/Area	United States of America
Questionnaire	General
Activity Group	Leisure & home manufacturing

CDP evaluates organizations engagement with their suppliers on climate change. Purchasing organizations have the potential to incentivize significant environmental changes through engagement with their suppliers. By evaluating supplier engagement and recognizing best practice, CDP aims to accelerate global action on supply chain emissions. This document presents your supplier engagement rating and helps you benchmark against your peers.

Your SER

Average performance

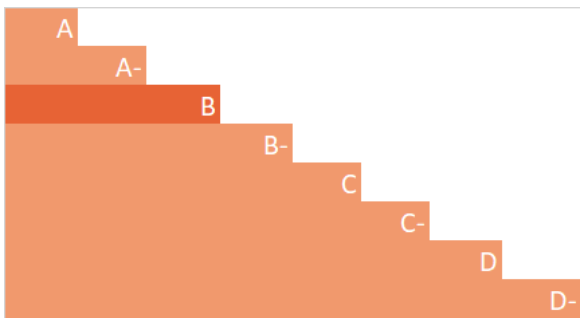


Leisure & home
manufacturing

North America

Global Average

UNDERSTANDING YOUR SCORE REPORT



Fossil Group, Inc. received a B which is in the Management band. This is higher than the North America regional average of C, and higher than the Leisure & home manufacturing sector average of C.

Leadership (A/A-): Implementing current best practices

Management (B/B-): Taking coordinated action on supplier engagement issues

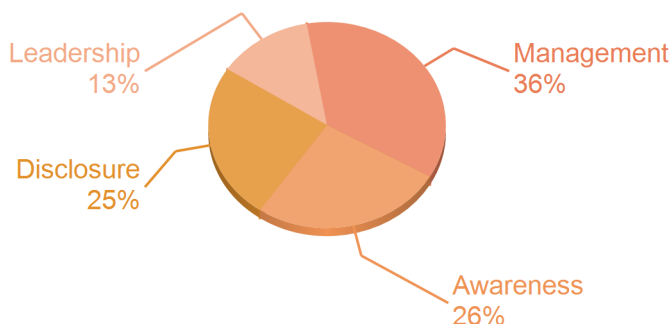
Awareness (C/C-): Knowledge of impacts on, and of, supplier engagement issues

Disclosure (D/D-): Transparent about supplier engagement issues

ACTIVITY GROUP PERFORMANCE

Leisure & home manufacturing

Your company is amongst 36% of companies that reached Management level in your Activity Group.



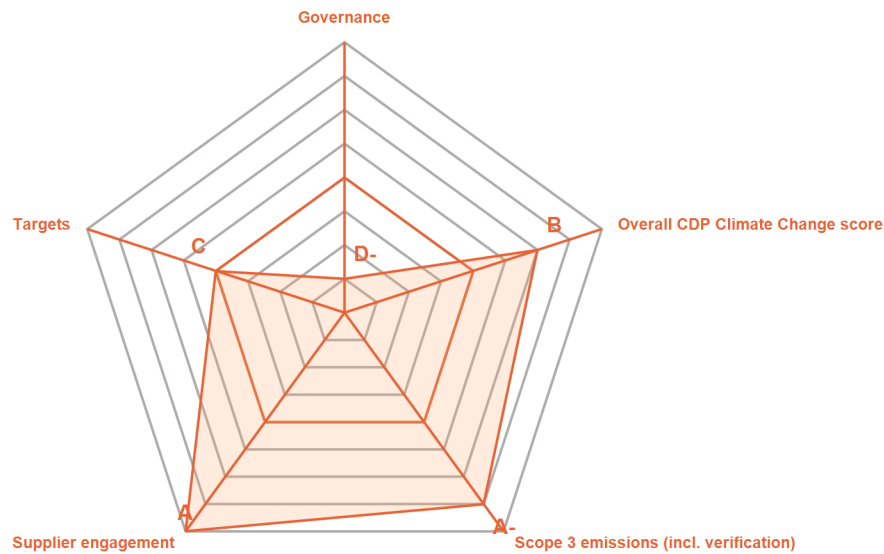
A sample of A-list companies from your Activity Group:

Citizen Watch Co.,Ltd.
Fiskars Corporation
Steelcase
Yamaha Corporation

CDP SUPPLIER ENGAGEMENT RATING REPORT 2023



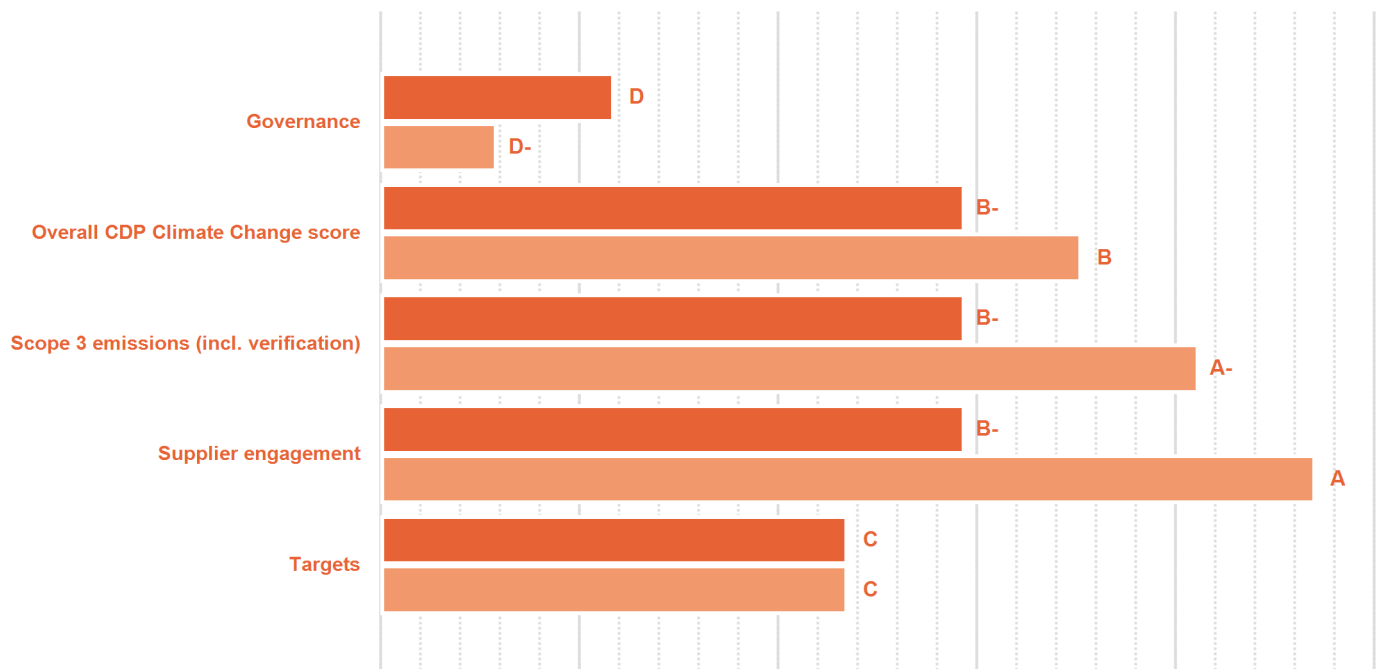
CATEGORY SCORES



Please download the ['CDP Supplier Engagement Rating Introduction'](#) for more information on the category ratings.

CATEGORY SCORES BENCHMARKING

Activity Group Average Your Score



Each category rating in the bar chart represents the progression within each rating level. Rating categories are groupings of questions and are subgroups of the 2023 questionnaire. Weightings are applied to ratings to reflect the relative importance of each category to progress supplier engagement on climate change. To find out more about category weightings, please download the ['CDP Supplier Engagement Rating Methodology'](#)